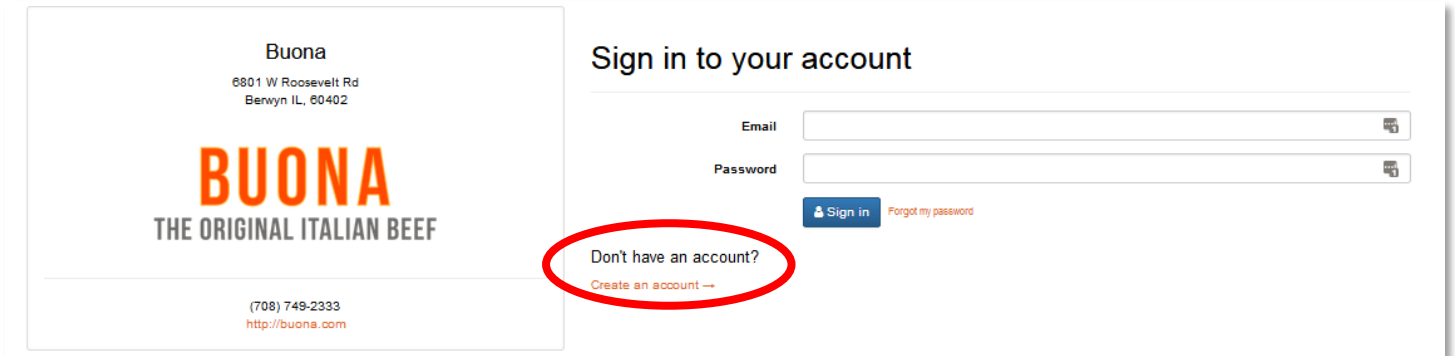


Step by step instructions for Fun Lunch 2019 - 2020

Website - <https://buona.h1.hotlunchonline.net/>

1. Go to above link and create an account



Buona
6801 W Roosevelt Rd
Berwyn IL, 60402

BUONA
THE ORIGINAL ITALIAN BEEF

(708) 749-2333
<http://buona.com>

Sign in to your account

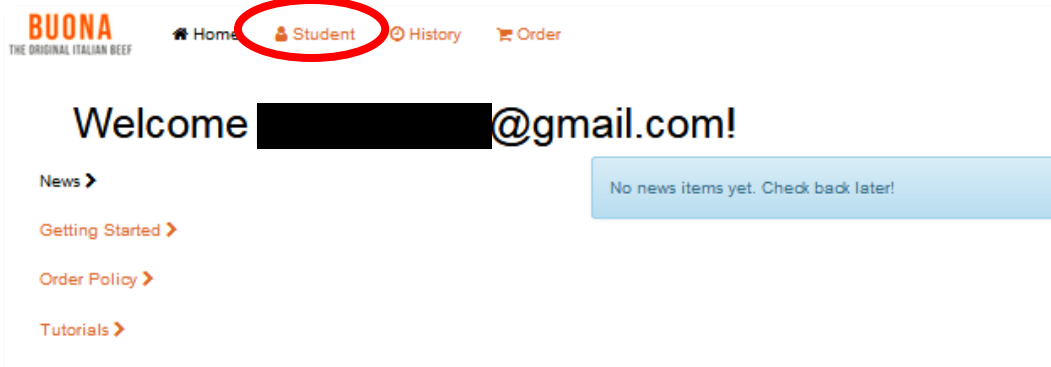
Email

Password

[Sign in](#) [Forgot my password](#)

[Don't have an account?](#)
[Create an account →](#)

2. Click on "Student" to add your student(s)



BUONA
THE ORIGINAL ITALIAN BEEF

[Home](#) [Student](#) [History](#) [Order](#)

Welcome [redacted]@gmail.com!

News >

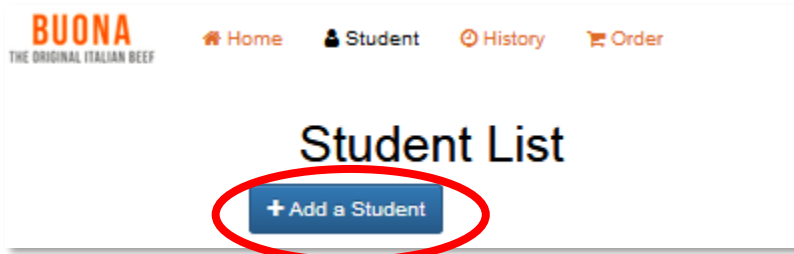
Getting Started >

Order Policy >

Tutorials >

No news items yet. Check back later!

3. Click "Add Student"



BUONA
THE ORIGINAL ITALIAN BEEF

[Home](#) [Student](#) [History](#) [Order](#)

Student List

[+ Add a Student](#)

4. Type in "hollywood" all lower case and hit submit. Our school will populate as Hollywood (Hillside). Enter in your child's grade, first name and last name and hit submit. Repeat this process if you have multiple students at Hollywood.

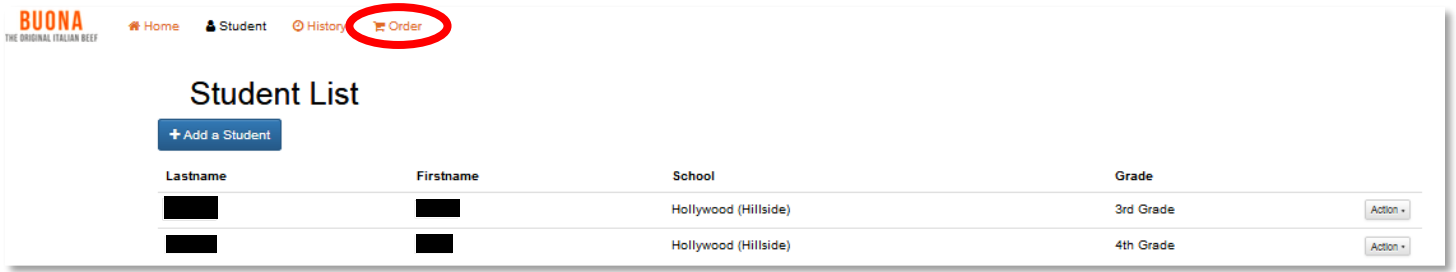


New Student

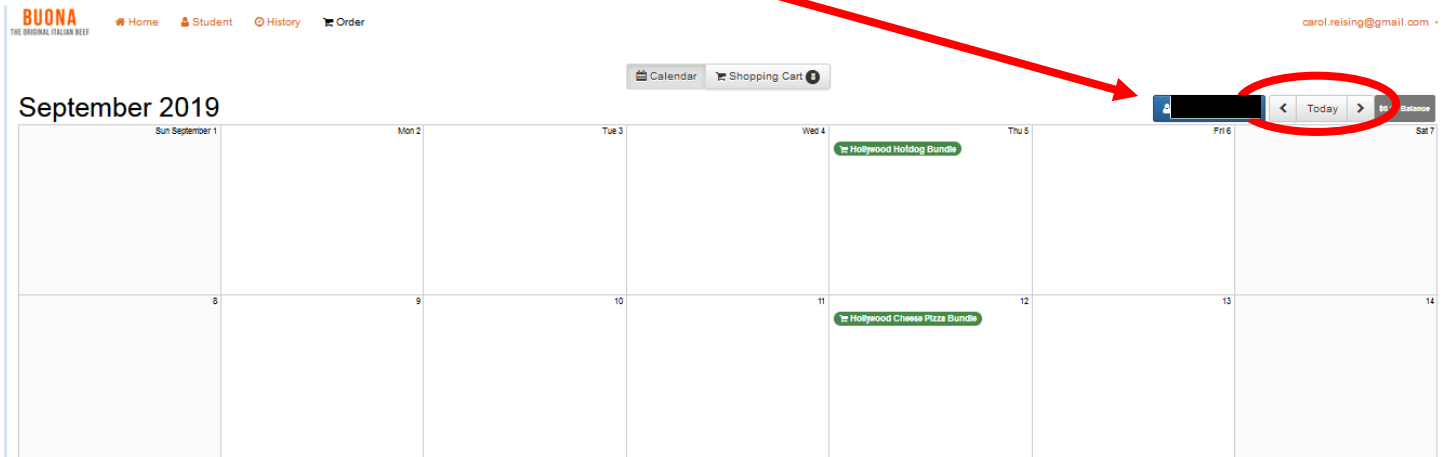
School code

[Submit](#) [Cancel](#)

5. Once your student account(s) has been created click "Order" to review and select the lunch options.



6. Click the arrow to move from month to month. Fun lunch can be ordered beginning September 5th – October 24th. Lunch orders must be submitted and paid in full at least one week prior. To navigate between students, click on the students name next to the calendar arrow.



7. Once all fun lunch orders have been added click "Review Order" at the bottom of the calendar and submit payment via credit card or pay pal. Payment will be submitted directly to Buona Beef. Do not send checks or quick pay payments to the Hollywood PTA.

